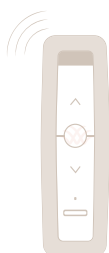


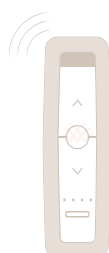
ROLLER SHADE Control Options

THINGS TO KNOW

HANDHELD REMOTE



Single Channel
RTS Remote



Five Channel
RTS Remote

This handheld remote comes with a wall-mounting knob although is best used for public areas where hotel staff can secure controls behind the desk.

WIRELESS WALL SWITCH




Single Channel
RTS Wall Switch



Five Channel
RTS Wall Switch

This battery-operated control needs a cutout in the wall as it cannot be surface mounted, but no additional wires or connections are required.

HARDWIRED SWITCH



Paddle
Switch

This switch interfaces with the motor via direct, low-voltage wiring. Requires a wall cutout.