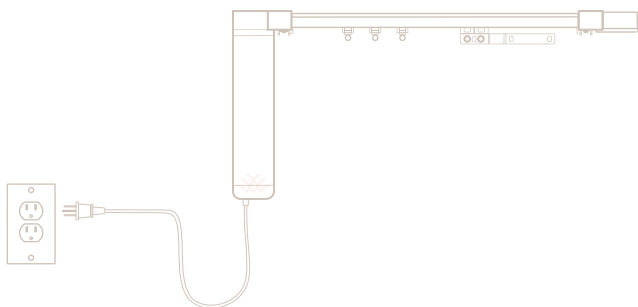


DRAPERY Plug & Play

THINGS TO KNOW

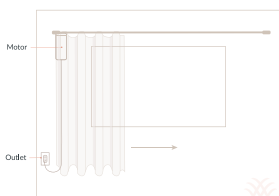
POWER



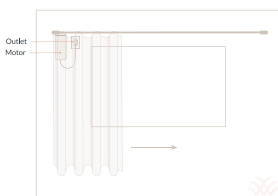
The Plug and Play motorized system uses a traditional 3-prong plug to draw power from a wall outlet. Each motor requires its own connection of 110-volt direct power.

LOCATION

EXISTING OUTLET




NEW OUTLET



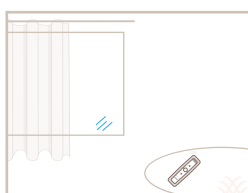
If motor is to utilize the existing power location, we will hide the cord behind drapery. If new outlet is to be provided, we recommend placing it 5" inside of drapery width at the same height of the drapery.

CONTROLS

WIRELESS WALL



REMOTE



Our wireless wall switches and remotes should be operated anywhere within 60 feet from the window. These battery-operated controls can be surface mounted and no wires or connections are required.