

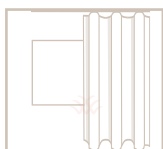
# MEASURE & INSTALL

# Measure Conditions

## THINGS TO KNOW

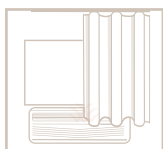
Before we can measure your windows and ensure accurate dimensions for manufacturing, we need certain things in place.

### DRAPES



#### CEILING TO FLOOR TREATMENTS

1. Sheetrock: Tape and bed preferred
2. Windows: Frames and glass installed
3. Finished ceilings
4. Surrounding finishes that impact treatment dimensions (e.g. molding, recessed ceilings, etc.)



#### CEILING TO PTAC TREATMENTS


1. Sheetrock: Tape and bed preferred
2. Windows: Frames and glass installed
3. PTAC sleeves or units installed
4. Finished ceilings
5. Surrounding finishes that impact treatment dimensions (e.g. molding, recessed ceilings, etc.)



#### WALL MOUNT TREATMENTS


1. Sheetrock: Tape and bed preferred
2. Windows: Frames and glass installed
3. PTAC sleeves or units installed
4. Surrounding finishes that impact treatment dimensions (e.g. molding, etc.)

### SHADES



#### OUTSIDE MOUNT

1. Sheetrock: Tape and bed preferred
2. Windows: Frames and glass installed
3. Surrounding finishes that impact treatment dimensions (e.g. molding, recessed ceilings, etc.)



#### INSIDE MOUNT

1. Sheetrock: Tape and bed preferred
2. Windows: Frames and glass installed with jambs in final conditions
3. Surrounding finishes that impact treatment dimensions (e.g. molding, cranks, etc.)

#### NOTES:

1. Carpet or LVT flooring does not need to be down prior to measure.
2. If any of the above conditions are not in place at the time of measure, we may need a subsequent measure trip, resulting in additional costs.