

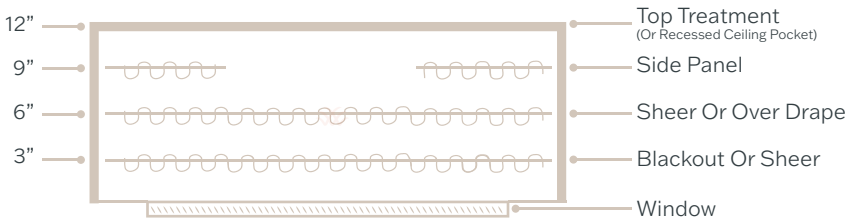
MEASURE & INSTALL

Spacing Requirements

THINGS TO KNOW

DRAPERY

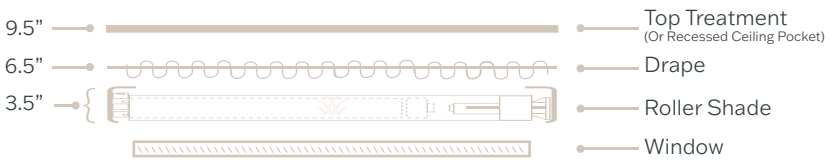
Every treatment requires 3" of space to properly traverse.



ROLLER SHADE AND DRAPERY

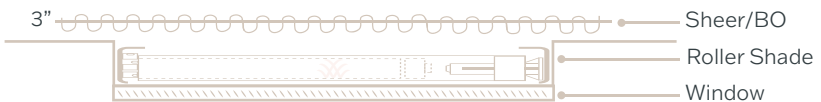
The space needed for roller shades is dependent upon the depth of the bracket.

OUTSIDE MOUNT



*When using outside-mount roller shades, check **Roller Shade Cut Sheet** for bracket depth specifications.

INSIDE MOUNT



*When using inside-mount roller shades, confirm if depth of window sill equals or is greater than Roller Shade Bracket depth.

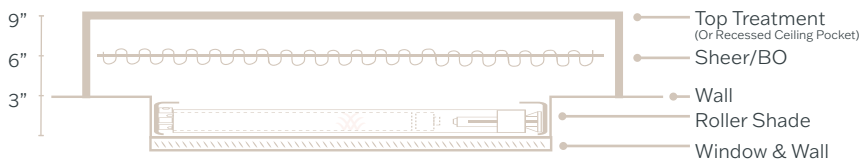
MEASURE & INSTALL

Spacing Requirements

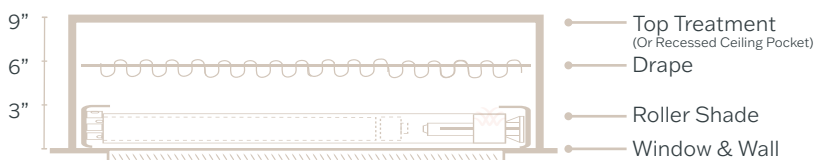
THINGS TO KNOW

ROLLER SHADE AND DRAPERY

INSIDE MOUNTED SINGLE SHADE, OUTSIDE MOUNTED DRAPERY AND TOP TREATMENT



OUTSIDE MOUNTED SINGLE SHADE, OUTSIDE MOUNTED DRAPERY AND TOP TREATMENT



INSIDE MOUNTED SINGLE SHADE, OUTSIDE MOUNTED DRAPERY SIDE PANELS

