
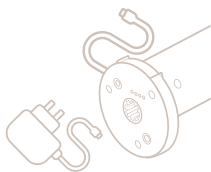


ROLLER SHADE Battery Charging

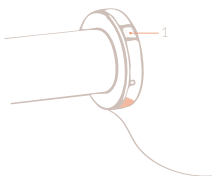
THINGS TO KNOW



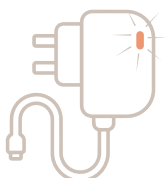
TYPICAL BATTERY LIFE— This is influenced by many factors: weight, size of shade and how many times it's used, however, a roller shade that is used twice daily should have a battery life of six months. Unfortunately, it's very hard to tell how many times a guest has used it per day, so our recommendation is to charge the shade battery every 3-4 months.



OLD MOTOR (2023-): There is a charging cable that's attached to the motor head and easily connects to the provided charger. The charger will need to be plugged to an outlet. A full charge typically requires four hours. To avoid an accidental reprogramming, please do not touch the light button on the motor head during the charging process.



NEW MOTOR (2024+): There is a charging port (1) located on the motor head, where you can easily connect the provided charger (identical to charging a cellphone). The charger will need to be plugged to an outlet. A full charge typically requires four hours.



CHARGER LIGHT: Connect the charger to the charging port on the motor head. Plug the charger into an outlet, and the LED indicator light will light up as follows:

- Solid Red = Charging
- Solid Green = Charging is complete

Please know your battery can be charged up to 500 times before diminishing battery life begins.